

SHALL®

Tools Solution Since 1998



SHALL TOOLS CO.,LTD

Add: No. 9 Chunchao Road, Xiaoshan Economy & Technology Zone, Hangzhou Zhejiang China
Tel: 0086-571-82651930 82651931
Fax: 0086-571-82657190
E-mail: shall@shalltools.com
Website: www.shallgroup.com

POWER TOOLS

THE SECOND EDITION 2.0





ABOUT SHALL

SHALL is founded on 1998. SHALL manufacturing complex locates on Economy & Technology Development Area, total 25,000 square meter.























SHALL manufacture Injection **Plastic Boxes & Double Blisters**. Our products include **Tools, Fasteners & Automotive Accessories**. More than 10,000 items. **Tools** include Power Tools, Power Tool Accessories, Garden Tools, Hand Tools and Tool sets. **Automotive Accessories** include Car Accessories, Trailer Accessories and Caravan Accessories.

As a Reliable Chinese company, The SHALL Group offer customers quality products, competitive prices and on-time deliveries. We sell our products world wide.

SHALL have good reputation in the market. SHALL's Excellent Financial Situation strongly support our Input of Marketing, QA, New Products Developing...

SHALL is good. SHALL can be better. SHALL is Improving & Growing.

INDEX

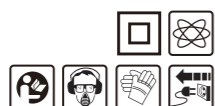
	Electric Drill	1-4		Mitre Saw	35
	Impact Drill	5-11		Cut Off Saw	36
	Light Rotary Hammer	12-13		Jig Saw	37-41
	Rotary Hammer	14-15		Sander	42-44
	Demolition Breaker	16-17		Blower	45-46
	Impact Wrench	18-19		Heat Gun	47
	Angle Grinder	20-25		Hot Melt Glue Gun	48
	Polisher	26		Drywall Sander	49
	Polisher	27		Marble Cutter	50
	Circular Saw	28-31		Cordless Power Tools	51-70
	Planer	32-34		Garden Tool	71-89

No:1030001 Electric Drill 500W



Specifications:

Rated Voltage	220-240V / 110V
Frequency	50/60Hz
Input Power	500W
No Load Speed	3000 r/min
Chuck Capacity	10mm
Certificate	CE



No:1030002 Electric Drill 500W



Specifications:

Rated Voltage	220-240V / 110V
Frequency	50/60Hz
Input Power	500W
No Load Speed	3000 r/min
Chuck Capacity	10mm
Certificate	CE



No:1030011 Electric Drill 320W



Specifications:

Rated Voltage	220-240V / 110V
Frequency	50/60Hz
Input Power	320W
No Load Speed	3700 r/min
Chuck Capacity	10mm



No:1030012 Electric Drill 320W



Specifications:

Rated Voltage	220-240V / 110V
Frequency	50/60Hz
Input Power	320W
No Load Speed	0-750 r/min
Chuck Capacity	10mm
Certificate	CE



No:1030003 Electric Drill 500W



Specifications:

Rated Voltage	220-240V / 110V
Frequency	50/60Hz
Input Power	500W
No Load Speed	3300 r/min
Chuck Capacity	10mm
Certificate	CE



No:1030004 Electric Drill 500W



Specifications:

Rated Voltage	220-240V / 110V
Frequency	50/60Hz
Input Power	500W
No Load Speed	1150 r/min
Chuck Capacity	10mm
Certificate	CE



No:1030013 Electric Drill 300W



Specifications:

Rated Voltage	220-240V / 110V
Frequency	50/60Hz
Input Power	300W
No Load Speed	0-750 r/min
Chuck Capacity	10mm
Certificate	CE



No:1030014 Electric Drill 300W



Specifications:

Rated Voltage	220-240V / 110V
Frequency	50/60Hz
Input Power	300W
No Load Speed	500-1650 r/min
Chuck Capacity	10mm
Certificate	CE

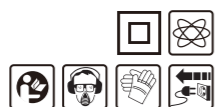


No:1030005 Electric Drill 600W



Specifications:

Rated Voltage	220-240V / 110V
Frequency	50/60Hz
Input Power	600W
No Load Speed	2600 r/min
Chuck Capacity	10mm
Certificate	CE



No:1030010 Electric Drill 750W



Specifications:

Rated Voltage	220-240V / 110V
Frequency	50/60Hz
Input Power	750W
No Load Speed	0-2800 r/min
Chuck Capacity	13mm
Certificate	CE

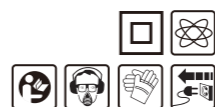


No:1030015 Electric Drill 280W



Specifications:

Rated Voltage	220-240V / 110V
Frequency	50/60Hz
Input Power	280W
No Load Speed	0-750 r/min
Chuck Capacity	10mm
Certificate	CE

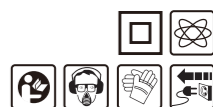


No:1030016 Electric Drill 280W



Specifications:

Rated Voltage	220-240V / 110V
Frequency	50/60Hz
Input Power	280W
No Load Speed	0-750 r/min
Chuck Capacity	10mm
Certificate	CE



No:1030101 23pcs Electric Drill Set



Contains:

- | | |
|-----------------------|--------------------------|
| 1pc Screw box | 3pcs Cement drill bits |
| 1pc Connecting rod | 1pc Ruler |
| 3pcs Twist drill bits | 1pc Handle |
| 1pc Key | 1pc BMC |
| 6pcs Screw bits sets | 1pc Muti-function handle |
| 1pc Machine | 3pcs Wood drill bits |

No:1030102 33pcs Electric Drill Set



Contains:

- | | |
|------------------------|--------------------------|
| 1pc Universal wrench | 3pcs Twist drill bits |
| 1pc Key | 1pc Cutting disc |
| 6pcs Screw bits sets | 1pc Screw link |
| 1pc Machine | 1pc Wheel |
| 3pcs Cement drill bits | 1pc Saw blade |
| 1pc Ruler | 1pc BMC |
| 2pcs Spanner | 3pcs Wood flat drill |
| 1pc Sander paper | 1pc Platen shaft |
| 1pc Wheel guard | 1pc Muti-function handle |
| 1pc Handle | 2pcs Bits long |

No:1030105 40pcs Electric Drill Set



Contains:

- | | |
|-----------------------|----------------------------------|
| 1pc Pliers | 1pc Machine |
| 1pc Spanner | 1pc BMC |
| 8pcs Hex wrench sets | 2pcs Mini crewdriver |
| 1pc Screw box | 1pc Saw |
| 1pc Tapeline | 3pcs Twist drill bits |
| 1pc Ruler | 1pc Pipe wrench |
| 1pc Needle-nose plies | 1pc Handle |
| 1pc Box cutter | 2pcs Wood flat drill |
| 3pcs Cement dill bits | 1pc Electric tape |
| 1pc Hammer | 8pcs Hexagon socket screw sleeve |

No:1030106 45pcs Electric Drill Set



Contains:

- | | |
|----------------------------|----------------------------------|
| 1pc Spanner | 1pc Hammer |
| 1pc Pliers | 1pc Connecting rod |
| 1pc Ruler | 1pc Needle-nose plies |
| 1pc Cross screwdriver | 1pc Straight screwdriver |
| 3pcs Cement dil bits | 1pc Screw box |
| 1pc Tapeline | 3pcs Twist drill bits |
| 3pcs Wood drill bits | 1pc Box cutter |
| 1pc Long cement drill bit | 5pcs Srcew bits sets |
| 3pcs Ceramic tile drill | 1pc Handle |
| 1pc BMC | 1pc Machine |
| 3pcs Glass tile drill bits | 9pcs Hexagon socket screw sleeve |
| 1pc Key | |

No:1030103 38pcs Electric Drill Set



Contains:

- | | |
|-------------------------|----------------------------------|
| 1pc Pliers | 1pc Spanner |
| 1pc Connecting rod | 1pc Screw box |
| 1pc Sleeve | 3pcs Cement drill bits |
| 1pc Handle | 3pcs Wood drill bits |
| 5pcs Screw bits set | 1pc Machine |
| 1pc BMC | 1pc Ruler |
| 1pc Tapeline | 9pcs Hexagon socket screw sleeve |
| 3pcs Ceramic tile drill | 1pc Key |
| 3pcs Twist drill bits | 1pc Muti-function handle |

No:1030104 39pcs Electric Drill Set



Contains:

- | | |
|------------------------|----------------------------------|
| 1pc Pliers | 1pc Screw link |
| 1pc BMC | 3pcs Long srcew bits sets |
| 1pc Saw | 1pc Tapeline |
| 1pc Handle | 1pc Muti-function handle |
| 1pc Screw box | 1pc Handle |
| 1pc Ruler | 6pcs Screw bits sets |
| 1pc Hammer | 1pc Connecting rod |
| 3pcs Hex wrench | 1pc Key |
| 3pcs Cement drill bits | 1pc Spanner |
| 1pc Machine | 9pcs Hexagon socket screw sleeve |

No:1030107 43pcs Electric Drill Set



Contains:

- | | |
|--------------------------|-------------------------|
| 1pc Box cutter | 9pcs Screw bits sets |
| 1pc BMC | 1pc Tapeline |
| 1pc Muti-function handle | 1pc Electric tape |
| 8pcs Hex Wrench sets | 1pc Ruler |
| 1pc Handle | 1pc Screw link |
| 3pcs Cement drill bits | 4pcs Small screw driver |
| 1pc Test pencil | 3pcs Twist drill bits |
| 2pcs Wood flat drill | 1pc Screw box |
| 1pc Key | 1pc Connecting rod |
| 1pc Machine | 1pc Saw |

No:1030108 60pcs Electric Drill Set



Contains:

- | | | |
|-----------------|----------------------------|----------------------------------|
| 1pc Tapeline | 1pc Electric tape | 2pcs Spanner |
| 1pc Hammer | 3pcs Cement drill bits | 1pc Pipe wrench |
| 1pc key | 3pcs Twist drill bits | 1pc Connecting rod |
| 1pc Saw | 3pcs Ceramic tile drill | 1pc Screw box |
| 1pc Wheel | 1pc Needle-nose plies | 3pcs Sander paper |
| 1pc BMC | 1pc Cutting disc | 6pcs Screw bits set |
| 1pc Machine | 1pc Polishing wheel | 1pc Ruler |
| 1pc Saw blade | 1pc Output shaft clamp | 1pc Pliers |
| 1pc Test pencil | 1pc Cement dill bits | 1pc Gradienter |
| 4pcs Hole saw | 3pcs Glass tile drill bits | 1pc Box cutter |
| 1pc Handle | 1pc Muti-function handle | 9pcs Hexagon socket screw sleeve |

Impact Drill 850W
Item No:1031006

Metal gear housing
— for long life and rugged job site durability



Variable-speed reversing trigger
— for accurate bit starting

Powerful 850 Watts motor
— for high-torque and high-speed drilling capabilities

No:1031001 Impact Drill 600W



Specifications:

Rated Voltage	220-240V / 110V
Frequency	50/60Hz
Input Power	600W
No Load Speed	0-2800 r/min
Chuck Capacity	13mm
Certificate	CE



No:1031002 Impact Drill 650W



Specifications:

Rated Voltage	220-240V / 110V
Frequency	50/60Hz
Input Power	650W
No Load Speed	0-2800 r/min
Chuck Capacity	13mm
Certificate	CE



No:1031003 Impact Drill 650W



Specifications:

Rated Voltage	220-240V / 110V
Frequency	50/60Hz
Input Power	650W
No Load Speed	0-2800 r/min
Chuck Capacity	13mm
Certificate	CE

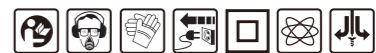


No:1031004 Impact Drill 710W



Specifications:

Rated Voltage	220-240V / 110V
Frequency	50/60Hz
Input Power	710W
No Load Speed	0-2800 r/min
Chuck Capacity	13mm
Certificate	CE



No:1031005 Impact Drill 850W



Specifications:

Rated Voltage	220-240V / 110V
Frequency	50/60Hz
Input Power	850W
No Load Speed	0-2800 r/min
Chuck Capacity	13mm
Certificate	CE



No:1031006 Impact Drill 850W



Specifications:

Rated Voltage	220-240V / 110V
Frequency	50/60Hz
Input Power	850W
No Load Speed	0-2800 r/min
Chuck Capacity	13mm
Certificate	CE



No:1031007 Impact Drill 500W



Specifications:

Rated Voltage	220-240V / 110V
Frequency	50/60Hz
Input Power	500W
No Load Speed	0-3100 r/min
Chuck Capacity	13mm
Certificate	CE

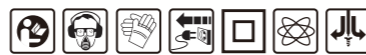


No:1031008 Impact Drill 500W



Specifications:

Rated Voltage	220-240V / 110V
Frequency	50/60Hz
Input Power	500W
No Load Speed	0-3800 r/min
Chuck Capacity	13mm
Certificate	CE

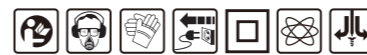


No:1031011 Impact Drill 600W



Specifications:

Rated Voltage	220-240V / 110V
Frequency	50/60Hz
Input Power	600W
No Load Speed	3300 r/min
Chuck Capacity	13mm
Certificate	CE



No:1031012 Impact Drill 620W



Specifications:

Rated Voltage	220-240V / 110V
Frequency	50/60Hz
Input Power	620W
No Load Speed	0-2700 r/min
Chuck Capacity	13mm
Certificate	CE



No:1031009 Impact Drill 500W



Specifications:

Rated Voltage	220-240V / 110V
Frequency	50/60Hz
Input Power	500W
No Load Speed	0-2800 r/min
Chuck Capacity	13mm
Certificate	CE

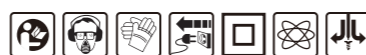


No:1031010 Impact Drill 500W



Specifications:

Rated Voltage	220-240V / 110V
Frequency	50/60Hz
Input Power	500W
No Load Speed	0-3000 r/min
Chuck Capacity	13mm
Certificate	CE / GS



No:1031013 Impact Drill 550W



Specifications:

Rated Voltage	220-240V / 110V
Frequency	50/60Hz
Input Power	550W
No Load Speed	0-3000 r/min
Chuck Capacity	13mm
Certificate	CE / GS



No:1031014 Impact Drill 650W



Specifications:

Rated Voltage	220-240V / 110V
Frequency	50/60Hz
Input Power	650W
No Load Speed	0-3000 r/min
Chuck Capacity	13mm
Certificate	CE



No:1031015 Impact Drill 700W



Specifications:

Rated Voltage	220-240V / 110V
Frequency	50/60Hz
Input Power	700W
No Load Speed	0-3000 r/min
Chuck Capacity	13mm
Certificate	CE



No:1031016 Impact Drill 750W



Specifications:

Rated Voltage	220-240V / 110V
Frequency	50/60Hz
Input Power	750W
No Load Speed	0-2700 r/min
Chuck Capacity	13mm
Certificate	CE

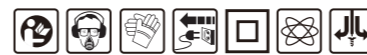


No:1031019 Impact Drill 900W



Specifications:

Rated Voltage	220-240V / 110V
Frequency	50/60Hz
Input Power	900W
No Load Speed	0-3000 r/min
Chuck Capacity	13mm
Certificate	CE

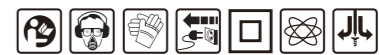


No:1031020 Impact Drill 910W



Specifications:

Rated Voltage	220-240V / 110V
Frequency	50/60Hz
Input Power	910W
No Load Speed	0-3000 r/min
Chuck Capacity	13mm
Certificate	CE



No:1031017 Impact Drill 750W



Specifications:

Rated Voltage	220-240V / 110V
Frequency	50/60Hz
Input Power	750W
No Load Speed	0-3100 r/min
Chuck Capacity	13mm
Certificate	CE

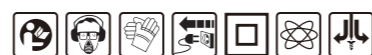


No:1031018 Impact Drill 850W



Specifications:

Rated Voltage	220-240V / 110V
Frequency	50/60Hz
Input Power	850W
No Load Speed	0-2700 r/min
Chuck Capacity	13mm
Certificate	CE



No:1031021 Impact Drill 1050W



Specifications:

Rated Voltage	220-240V / 110V
Frequency	50/60Hz
Input Power	1050W
No Load Speed	0-2800 r/min
Chuck Capacity	13mm
Certificate	CE



No:1031023 Impact Drill 900W



Specifications:

Rated Voltage	220-240V / 110V
Frequency	50/60Hz
Input Power	900W
No Load Speed	700 r/min
Chuck Capacity	13mm
Certificate	CE

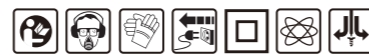


No:1031026 Impact Drill 750W



Specifications:

Rated Voltage	220-240V / 110V
Frequency	50/60Hz
Input Power	750W
No Load Speed	1020 r/min
Chuck Capacity	16mm
Certificate	CE



No:1031027 Impact Drill 1200W



Specifications:

Rated Voltage	220-240V / 110V
Frequency	50/60Hz
Input Power	1200W
No Load Speed	1080 r/min
Chuck Capacity	16mm
Certificate	CE

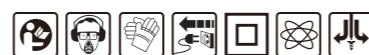


No:1031028 Impact Drill 1400W



Specifications:

Rated Voltage	220-240V / 110V
Frequency	50/60Hz
Input Power	1400W
No Load Speed	750 r/min
Chuck Capacity	16mm
Certificate	CE



Light Rotary Hammer 800W
Item No:1033006

Three modes of operation
– drilling only, hammer drilling and chiseling



Variable-speed reversing trigger
– for accurate bit starting

Upgraded 800 Watts motor
– delivers 2.8J of impact energy

No:1033001 Light Rotary Hammer 500W



Specifications:

Rated Voltage	220-240V
Frequency	50/60Hz
Input Power	500W
No Load Speed	0-1200 r/min
Impact Rate	0-5300 bpm
Chuck Capacity	20mm
Certificate	CE
	2 functions



No:1033002 Light Rotary Hammer 620W



Specifications:

Rated Voltage	220-240V
Frequency	50/60Hz
Input Power	620W
No Load Speed	0-1250 r/min
Impact Rate	0-6400 bpm
Chuck Capacity	24mm
Certificate	CE/GS/EMC
	3 functions

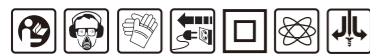


No:1033003 Light Rotary Hammer 620W



Specifications:

Rated Voltage	220-240V
Frequency	50/60Hz
Input Power	620W
No Load Speed	0-1250 r/min
Impact Rate	0-6400 bpm
Chuck Capacity	24mm
Certificate	CE/GS/EMC 3 functions

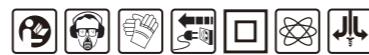


No:1033005 Light Rotary Hammer 800W



Specifications:

Rated Voltage	220-240V
Frequency	50/60Hz
Input Power	800W
No Load Speed	0-1000 r/min
Impact Rate	0-5400 bpm
Chuck Capacity	26mm
Certificate	CE/GS/EMC 4 functions 3+ chisel position locking



No:1045001 Rotary Hammer 900W



Specifications:

Rated Voltage	220-240V
Frequency	50/60Hz
Input Power	900W
No Load Speed	0-900 r/min
Impact Rate	0-4400 bpm
Chuck Capacity	26mm
Certificate	CE/GS 3 functions



No:1045002 Rotary Hammer 1500W



Specifications:

Rated Voltage	220-240V
Frequency	50/60Hz
Input Power	1500W
No Load Speed	0-850 r/min
Impact Rate	0-3000 bpm
Chuck Capacity	26mm
Certificate	CE 3 functions



No:1033004 Light Rotary Hammer 800W



Specifications:

Rated Voltage	220-240V
Frequency	50/60Hz
Input Power	800W
No Load Speed	0-1350 r/min
Impact Rate	0-5500 bpm
Chuck Capacity	26mm
Certificate	CE/GS/EMC 3 functions



No:1033006 Light Rotary Hammer 800W



Specifications:

Rated Voltage	220-240V
Frequency	50/60Hz
Input Power	800W
No Load Speed	0-1350 r/min
Impact Rate	0-5500 bpm
Chuck Capacity	26mm
Certificate	CE/GS/EMC 4 functions 3+ chisel position locking



No:1045005 Rotary Hammer 1500W



Specifications:

Rated Voltage	220-240V
Frequency	50/60Hz
Input Power	1500W
No Load Speed	0-850 r/min
Impact Rate	0-3000 bpm
Chuck Capacity	32mm
Certificate	CE 3 functions



No:1045006 Rotary Hammer 1500W



Specifications:

Rated Voltage	220-240V
Frequency	50/60Hz
Input Power	1500W
No Load Speed	260-870 r/min
Impact Rate	1200-4100 bpm
Chuck Capacity	32mm
Certificate	CE/GS



No:1045008 Rotary Hammer 1200W



Specifications:

Rated Voltage	220-240V
Frequency	50/60Hz
Input Power	1200W
No Load Speed	0-400 r/min
Impact Rate	0-5500 bpm
Chuck Capacity	36mm
Certificate	CE



No:1045007 Rotary Hammer 1200W



Specifications:

Rated Voltage	220-240V
Frequency	50/60Hz
Input Power	1200W
No Load Speed	0-1070 r/min
Impact Rate	0-5000 bpm
Chuck Capacity	38mm
Certificate	CE



No:1046011 Demolition Breaker 1300W



Specifications:

Rated Voltage	220-240V
Frequency	50/60Hz
Input Power	1300W
No Load Speed	0-900 r/min
Impact Rate	0-4400 bpm
Certificate	CE



No:1046012 Demolition Breaker 1100W



Specifications:

Rated Voltage	220-240V
Frequency	50/60Hz
Input Power	1100W
No Load Speed	2800 r/min
Impact Rate	0-3000 bpm
Certificate	CE



No:1045009 Rotary Hammer 1500W



Specifications:

Rated Voltage	220-240V
Frequency	50/60Hz
Input Power	1500W
No Load Speed	0-850 r/min
Impact Rate	0-5400 bpm
Chuck Capacity	40mm
Certificate	CE

3 functions



No:1015004 Rotary Hammer 1500W



Specifications:

Rated Voltage	220-240V
Frequency	50/60Hz
Input Power	1500W
No Load Speed	120-240 r/min
Impact Rate	1100-2150 bpm
Chuck Capacity	50mm
Certificate	CE



No:1046013 Demolition Breaker 1100W



Specifications:

Rated Voltage	220-240V
Frequency	50/60Hz
Input Power	1100W
No Load Speed	3000 r/min
Joules	38J
Net Weight	24kg
Certificate	CE



No:1046014 Demolition Breaker 1100W



Specifications:

Rated Voltage	220-240V
Frequency	50/60Hz
Input Power	1100W
No Load Speed	3000 r/min
Joules	38J
Net Weight	24kg
Certificate	CE



No:1046015 Demolition Breaker 1600W



Specifications:

Rated Voltage	220-240V
Frequency	50/60Hz
Input Power	1600W
No Load Speed	1400 r/min
Joules	48J
Net Weight	19kg
Certificate	CE



No:1046016 Demolition Breaker 1500W



Specifications:

Rated Voltage	220-240V
Frequency	50/60Hz
Input Power	1500W
No Load Speed	1800 r/min
Impact Rate	0-5500 bpm
Certificate	CE



No:1046017 Demolition Breaker 1500W



Specifications:

Rated Voltage	220-240V
Frequency	50/60Hz
Input Power	1500W
No Load Speed	1800 r/min
Impact Rate	0-5400 bpm
Certificate	CE



No:1046018 Demolition Breaker 1500W



Specifications:

Rated Voltage	220-240V
Frequency	50/60Hz
Input Power	1500W
No Load Speed	1800 r/min
Impact Rate	0-3000 bpm
Certificate	CE



Impact Wrench 1050W
Item No:1032005

Powerful motor – delivers up to 850N.M of torque to drive large fasteners quickly

External brush, easy to replace



Ergonomic design handle makes operation comfortable

No:1032001 Multi Function Wrench (Screwdriver)



Specifications:

Rated Voltage	220-240V
Frequency	50/60Hz
Input Power	300W
No Load Speed	0-2200 r/min
Maximum Torque	98N.m
Square Head Screw	30/120
Standard Bolt	M6-M12
Certificate	CE



No:1032002 Impact Wrench 300W



Specifications:

Rated Voltage	220-240V
Frequency	50/60Hz
Input Power	300W
No Load Speed	1700 r/min
Maximum Torque	150N.m
Collect Chuck Size	12.7x12.7mm
Suitable Bolt Size	M8-M12
Certificate	CE



Lithium Cordless Screwdriver
Item No.1024110 3.6V Lithium



Item No.	Rated Voltage	Battery	No Load Speed	Output Torque(Max)	Charge Time	Certificate	Qty./Ctn. (pcs)	G.W./N.W. (kg)	Packing Size(cm)	Qty./20" Container(pcs)
1024110-1	3.6V	1300mAh	180RPM	3.7Nm	3-5H	GS/CE/Rohs/UL	20	15/13	40x36x30	12740
1024110-2	3.6V	1300mAh	180RPM	3.7Nm	3-5H	GS/CE/Rohs/UL	20	15/13	36x32x38	12580
1024110-3	3.6V	1300mAh	180RPM	3.7Nm	3-5H	GS/CE/Rohs/UL	20	15/13	48x38x29	10400
1024110-4	3.6V	1300mAh	180RPM	3.7Nm	3-5H	GS/CE/Rohs/UL	10	19/17	36x23x50	6650
1024110-5	3.6V	1300mAh	180RPM	3.7Nm	3-5H	GS/CE/Rohs/UL	20	15/13	52x30x27	13060
1024110-6	3.6V	1300mAh	180RPM	3.7Nm	3-5H	GS/CE/Rohs/UL	10	8/6	40x33x23	9060
1024110-7	3.6V	1300mAh	180RPM	3.7Nm	3-5H	GS/CE/Rohs/UL	12	9/7	50x39.5x18	9288
1024110-8	3.6V	1300mAh	180RPM	3.7Nm	3-5H	GS/CE/Rohs/UL	12	14/12	55x46x32	4080
1024110-9	3.6V	1300mAh	180RPM	3.7Nm	3-5H	GS/CE/Rohs/UL	10	12/10	59x43x20	5420
1024110-10	3.6V	1300mAh	180RPM	3.7Nm	3-5H	GS/CE/Rohs/UL	20	20/19	39x39x28	12900
1024110-11	3.6V	1300mAh	180RPM	3.7Nm	3-5H	GS/CE/Rohs/UL	10	13/11	34x34x40	5950
1024110-12	3.6V	1300mAh	180RPM	3.7Nm	3-5H	GS/CE/Rohs/UL	10	14/12	34x34x40	5950
1024110-13	3.6V	1300mAh	180RPM	3.7Nm	3-5H	GS/CE/Rohs/UL	10	15/13	34x34x40	5950

Lithium Cordless Screwdriver
Item No.1024103 3.6V Lithium



Charging base doubles as accessories holder



Item No.	Rated Voltage	Battery	No Load Speed	Output Torque(Max)	Charge Time	Certificate	Qty./Ctn. (pcs)	G.W./N.W. (kg)	Packing Size(cm)	Qty./20" Container(pcs)
1024103-2	3.6V	1000mAh	180RPM	3.2Nm	3-5H	GS/CE/Rohs/UL	20	16/14	50x38x27	10700
1024103-15	3.6V	1000mAh	180RPM	3.2Nm	3-5H	GS/CE/Rohs/UL	10	14/12	59x43x20	5420

Lithium Cordless Screwdriver

Item No.1024101 3.6V Lithium



Item No.	Rated Voltage	Battery	No Load Speed	Output Torque(Max)	Charge Time	Certificate	Qty./Ctn. (pcs)	G.W./N.W. (kg)	Packing Size(cm)	Qty./20" Container(pcs)
1024101-2	3.6V	1000mAh	180RPM	3.2Nm	3-5H	GS/CE/Rohs/UL	20	14/12	36x32x38	12580
1024101-3	3.6V	1000mAh	180RPM	3.2Nm	3-5H	GS/CE/Rohs/UL	20	14/12	48x38x29	10400
1024101-4	3.6V	1000mAh	180RPM	3.2Nm	3-5H	GS/CE/Rohs/UL	10	19/17	36x23x50	6650
1024101-5	3.6V	1000mAh	180RPM	3.2Nm	3-5H	GS/CE/Rohs/UL	20	14/12	52x30x27	13060
1024101-6	3.6V	1000mAh	180RPM	3.2Nm	3-5H	GS/CE/Rohs/UL	10	7.5/5.5	40x33x23	9060
1024101-9	3.6V	1000mAh	180RPM	3.2Nm	3-5H	GS/CE/Rohs/UL	10	11.5/9.5	59x43x20	5420
1024101-10	3.6V	1000mAh	180RPM	3.2Nm	3-5H	GS/CE/Rohs/UL	10	11.5/9.5	38x20x28	12920

No:1084001 Cordless Screwdriver 90N.m



Specifications:

Voltage	12V
No Load Speed	0-2000 r/min
Impact Times	0-1500IPM
Battery	2PCS 1.5A
Square Drive	6.35mm
Max Torque	90N.m
Certificate	CE
	Two Speed



No:1084004 Cordless Screwdriver 120N.m



Specifications:

Voltage	12V
No Load Speed	0-2700 r/min
Square Drive	6.35mm
Max Torque	120N.m
Impact Frequency	0-3800bpm
Certificate	CE/GS/ROHS



No:1084002 Cordless Screwdriver 160N.m



Specifications:

Voltage	21V
No Load Speed	0-2400 r/min
Impact Times	0-2800IPM
Battery	2PCS 3.0A
Square Drive	6.35mm
Max Torque	160N.m
Certificate	CE



No:1084003 Cordless Screwdriver 200N.m



Specifications:

Voltage	21V
No Load Speed	0-1200/2400 r/min
Impact Times	0-1400/2800IPM
Battery	2PCS 3.0A
Square Drive	6.35mm
Max Torque	200N.m
Certificate	CE
	Brushless Motor



No:1080001 Cordless Drill 1500mAh



Specifications:

Voltage	12V
No Load Speed	0-400/0-1400 r/min
Battery	2PCS 1.5A
Holding Ability	1-10mm
Max Torque	30N.m
Certificate	CE
	Two Speed



No:1080002 Cordless Drill 1500mAh



Specifications:

Voltage	12V
No Load Speed	0-400/0-1400 r/min
Battery	2PCS 1.5A
Holding Ability	1-10mm
Max Torque	30N.m
Certificate	CE
	Two Speed



No:1080005 Cordless Drill 1500mAh



Specifications:

Voltage	21V
No Load Speed	0-400/0-1400 r/min
Battery	2PCS 1.5A
Holding Ability	1-10mm
Max Torque	35N.m
Certificate	CE
	Two Speed



No:1080006 Cordless Drill 1500mAh



Specifications:

Voltage	16V
No Load Speed	0-400/0-1400 r/min
Battery	2PCS 1.5A
Holding Ability	1-10mm
Max Torque	35N.m
Certificate	CE
	Two Speed



No:1080003 Cordless Drill 1500mAh



Specifications:

Voltage	12V
No Load Speed	0-350/0-1350 r/min
Battery	2PCS 1.5A
Holding Ability	1-10mm
Max Torque	22N.m
Certificate	CE
	Two Speed



No:1080004 Cordless Drill 1500mAh



Specifications:

Voltage	16V
No Load Speed	0-400/0-1400 r/min
Battery	2PCS 1.5A
Holding Ability	1-10mm
Max Torque	35N.m
Certificate	CE
	Two Speed



No:1080007 Cordless Drill 1500mAh



Specifications:

Voltage	21V
No Load Speed	0-400/0-1400 r/min
Battery	2PCS 1.5A
Holding Ability	1-10mm
Max Torque	40N.m
Certificate	CE
	Two Speed



No:1080008 Cordless Drill 1500mAh



Specifications:

Voltage	16V
No Load Speed	0-350/0-1350 r/min
Battery	2PCS 1.5A
Holding Ability	1-10mm
Max Torque	26N.m
Certificate	CE
	Two Speed



No:1080009 Cordless Drill 1500mAh



Specifications:

Voltage	21V
No Load Speed	0-350/0-1350 r/min
Battery	2PCS 1.5A
Holding Ability	1-10mm
Max Torque	28N.m
Certificate	CE
	Two Speed



No:1080010 Cordless Drill 1300mAh



Specifications:

Voltage	10.8V
No Load Speed	0-350/0-1350 r/min
Torque Settings	18+1
Holding Ability	1-10mm
Max Torque	25N.m
Certificate	CE/BMC
	Two Speed



No:1080013 Cordless Drill 1300mAh



Specifications:

Voltage	10.8V
No Load Speed	0-350/0-1350 r/min
Torque Settings	18+1
Holding Ability	1-10mm
Max Torque	25N.m
Certificate	CE
	Two Speed



No:1080014 Cordless Drill 1300mAh



Specifications:

Voltage	18V
No Load Speed	0-350/0-1350 r/min
Torque Settings	18+1
Holding Ability	1-10mm
Max Torque	29N.m
Certificate	CE/BMC
	Two Speed



No:1080011 Cordless Drill 1300mAh



Specifications:

Voltage	10.8V
No Load Speed	0-350/0-1350 r/min
Torque Settings	18+1
Holding Ability	1-10mm
Max Torque	25N.m
Certificate	CE/BMC
	Two Speed



No:1080012 Cordless Drill 1300mAh



Specifications:

Voltage	10.8V
No Load Speed	0-350/0-1350 r/min
Torque Settings	18+1
Holding Ability	1-10mm
Max Torque	25N.m
Certificate	CE/BMC
	Two Speed



No:1080015 Cordless Drill 1300mAh



Specifications:

Voltage	18V
No Load Speed	0-350/0-1350 r/min
Torque Settings	18+1
Holding Ability	1-10mm
Max Torque	29N.m
Certificate	CE/BMC
	Two Speed



No:1080016 Cordless Drill 2000mAh



Specifications:

Voltage	18V
No Load Speed	0-450/0-1600 r/min
Torque Settings	22+1
Holding Ability	1-13mm
Max Torque	55N.m
Certificate	CE
	Two Speed



No:1080017 Cordless Drill 2000mAh



Specifications:

Voltage	20V
No Load Speed	0-450/0-1500 r/min
Torque Settings	20+1+1+1
Hex. Collet	6.35mm (1/4")
Max Torque	25/50N.m
Capacities	Steel: 10mm Wood: 21mm Wood Screw: 5.1×63mm Machine Screw: M6
Certificate	CE



No:1080018 Cordless Drill 2000mAh



Specifications:

Voltage	20V
No Load Speed	0-450/0-1500 r/min
Torque Settings	18+1
Chuck Size	10mm
Max Torque	18/27N.m
Capacities	Steel: 10mm Wood: 25mm Wood Screw: 5.1×63mm Machine Screw: M6
Certificate	CE



No:1080021 Cordless Drill 1500mAh



Specifications:

Voltage	18V
No Load Speed	0-400/0-1500 r/min
Torque Settings	21+1
Holding Ability	1-10mm
Max Torque	28N.m
Certificate	CE
	Two Speed



No:1080022 Cordless Drill 1500mAh



Specifications:

Battery	1500mAh
No Load Speed	0-400/0-1500 r/min
Torque Settings	21+1
Holding Ability	1-10mm
Max Torque	32N.m
Certificate	CE
	Two Speed



No:1080019 Cordless Drill 1500mAh



Specifications:

Battery	1500mAh
No Load Speed	0-350/0-1250 r/min
Torque Settings	21+1
Holding Ability	1-10mm
Max Torque	30N.m
Certificate	CE
	Two Speed



No:1080020 Cordless Drill 1500mAh



Specifications:

Battery	1500mAh
No Load Speed	0-350/0-1250 r/min
Torque Settings	21+1
Holding Ability	1-10mm
Max Torque	30N.m
Certificate	CE
	Two Speed



No:1080023 Cordless Drill 2000mAh



Specifications:

Voltage	20V
No Load Speed	0-450/0-1500 r/min
Impact Rate	0-5500/0-21000 r/min
Torque Settings	20+1+1+1
Max Torque	25/50N.m
Capacities	Steel: 13mm Wood: 38mm Masonry: 13mm
Certificate	CE



No:1080024 Cordless Drill 2000mAh



Specifications:

Voltage	12V
No Load Speed	0-430/0-1500 r/min
Impact Rate	0-5500/0-21000 r/min
Torque Settings	20+1+1+1
Max Torque	35/45N.m
Capacities	Steel: 13mm Wood: 38mm Masonry: 13mm
Certificate	CE



No:1080025 Cordless Drill 1500mAh



Specifications:

Voltage	21V
No Load Speed	0-350/0-1350 r/min
Battery	2PCS 1.5A
Holding Ability	1-10mm
Max Torque	30N.m
Certificate	CE
	Two Speed



No:1083001 Cordless Impact Wrench 3000mAh



Specifications:

Voltage	21V
No Load Speed	0-2400 r/min
Impact Times	0-2800 IPM
Battery	2PCS 3.0A
Square Drive	12.7mm(1/2")
Max Torque	250N.m
Certificate	CE



No:1083004 Cordless Impact Wrench 4000mAh



Specifications:

Voltage	20V
No Load Speed	0-1700/0-2100/0-2500 r/min
Impact Times	0-2700 IPM
Battery	4.0A
Square Drive	12.7mm(1/2")
Max Torque	350N.m
Certificate	CE/GS/EMC



No:1083005 Cordless Impact Wrench 2000mAh



Specifications:

Voltage	20V
No Load Speed	0-2400 r/min
Impact Times	0-2700 IPM
Battery	2.0A
Hex. Collet	6.35mm(1/4")
Max Torque	90/150N.m
Certificate	CE/BMC



No:1083002 Cordless Impact Wrench 3000mAh



Specifications:

Voltage	21V
No Load Speed	0-1200/2400 r/min
Impact Times	0-1400/2800 IPM
Battery	2PCS 3.0A
Square Drive	12.7mm(1/2")
Max Torque	250N.m
Certificate	CE
	Brushless Motor



No:1083003 Cordless Impact Wrench 2000mAh



Specifications:

Voltage	20V
No Load Speed	0-1700/0-2100/0-2500 r/min
Impact Times	0-2700 IPM
Battery	2.0A
Square Drive	12.7mm(1/2")
Max Torque	150/180/280N.m
Certificate	CE/BMC



No:1083006 Cordless Impact Wrench 4000mAh



Specifications:

Voltage	20V
No Load Speed	0-660/0-1250/0-1550 r/min
Impact Times	0-1050/0-1500/0-2100 IPM
Battery	2PCS 3.0A
Square Drive	12.7mm(1/2") / 19mm(3/4")
Max Torque	130/400/1356N.m
Capacities	M10-M33
Certificate	CE/BMC



No:1083007 Cordless Impact Wrench



Specifications:

Voltage	20V
No Load Speed	0-2300 r/min
Impact Times	0-3600 IPM
Max Torque	500N.m
Certificate	CE/GS/ROHS



No:1088001

Cordless Rotary Hammer 3000mAh



Specifications:

Voltage	21V
No Load Speed	0-950 r/min
Impact Times	0-4700 IPM
Battery	2PCS 3.0A
Drill Ability	26mm
Impact Energy	2.8J
Certificate	CE
	Brushless Motor



No:1088002

Cordless Rotary Hammer 4000mAh



Specifications:

Voltage	20V
No Load Speed	0-1200 r/min
Impact Times	0-5300 IPM
Battery	4.0A
Drill Ability	Concrete: 26mm Steel: 13mm Wood: 30mm
Certificate	CE/BMC



No:1086001

Cordless Angle Grinder 3000mAh



Specifications:

Voltage	21V
No Load Speed	0-7500 r/min
Battery	2PCS 3.0A
Disc Diameter	100mm
Spindle Thread	M10/M14
Certificate	CE
	Brushless Motor



No:1086002

Cordless Angle Grinder 3000mAh



Specifications:

Voltage	18V
No Load Speed	4500/5500/7500 r/min
Battery	3.0A
Disc Diameter	100/115/125mm
Spindle Thread	M10/M14
Certificate	CE



No:1088003

Cordless Rotary Hammer



Specifications:

Voltage	12V
No Load Speed	0-1100 r/min
Impact Times	0-6000 IPM
Drill Ability	Concrete: 10mm Steel: 8mm Wood: 20mm
Certificate	CE/GS



No:1091001

Auger 4000mAh



Specifications:

Voltage	18V
Auger Diameter Max	150mm
Running Times	up to 30 Holes @ 400mm depth
Battery	4.0A
Auger Bits	80/100/150mm
Certificate	CE/GS/EMC
	Brushless Motor



No:1086003

Cordless Angle Grinder 3000mAh



Specifications:

Voltage	18V
No Load Speed	7500 r/min
Battery	3.0A
Disc Diameter	115mm
Spindle Thread	M10/M14
Certificate	CE/GS/EMC



No:1086004

Cordless Angle Grinder 3000mAh



Specifications:

Voltage	20V
No Load Speed	2500 - 10000 r/min
Battery	3.0A
Disc Diameter	115/125mm
Spindle Thread	M14
Certificate	CE/GS/ROHS

